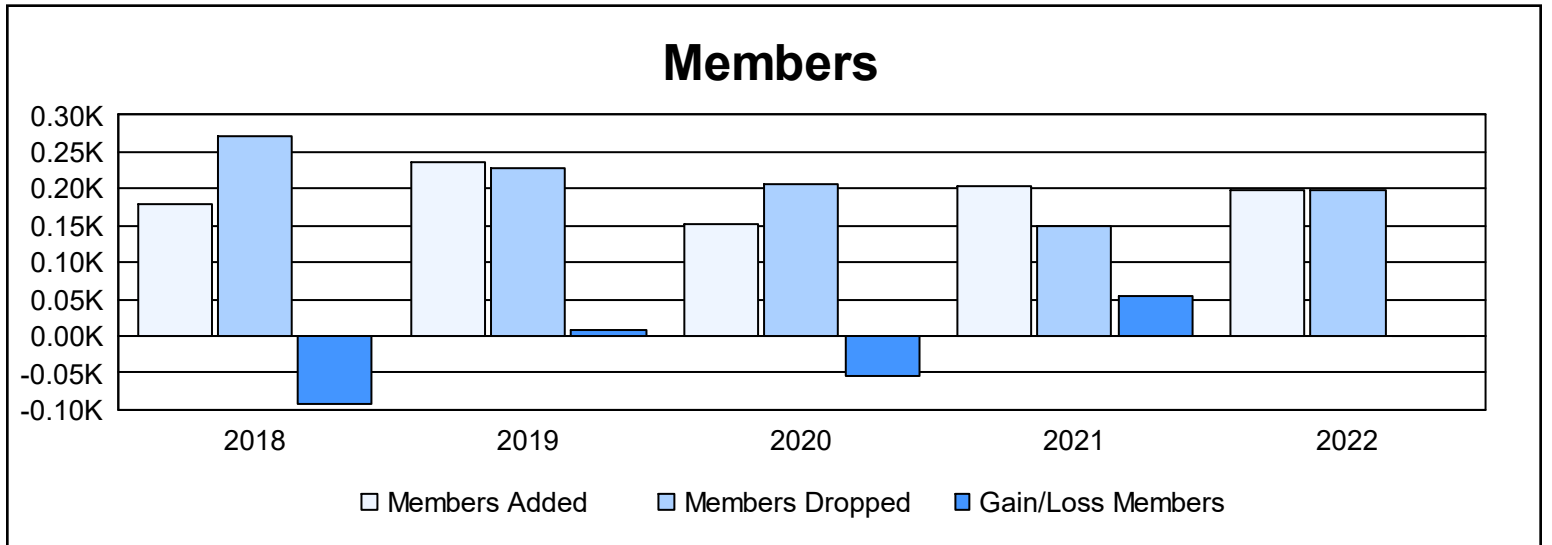
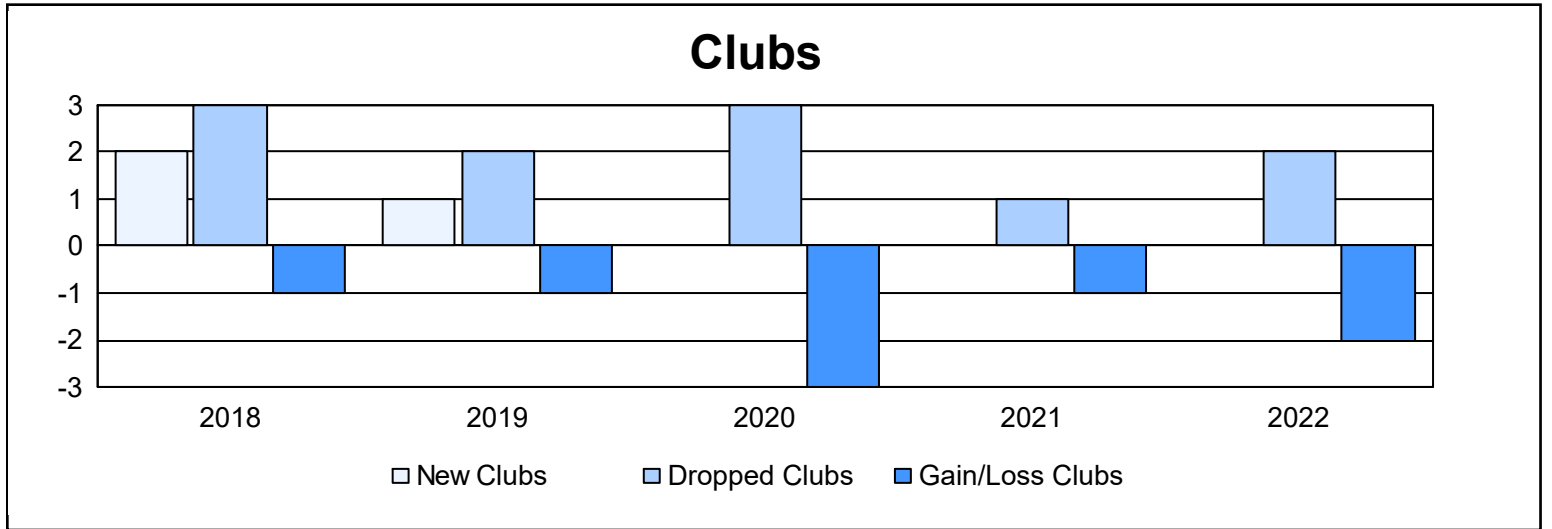
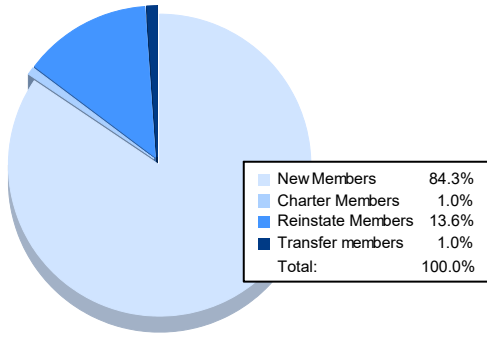


Year	New Clubs	Dropped Clubs	Gain/ Loss Clubs	New Members	Charter Members	Reinstate Members	Transfer Members	Total Member Added	Total Members Dropped	Gain/ Loss Members
2017-2018	2	3	-1	92	70	12	5	179	272	-93
2018-2019	1	2	-1	152	33	45	5	235	227	8
2019-2020	0	3	-3	127	1	5	19	152	205	-53
2020-2021	0	1	-1	161	12	21	10	204	150	54
2021-2022	0	2	-2	167	2	27	2	198	199	-1
<b>Average</b>	<b>1</b>	<b>2</b>	<b>-2</b>	<b>140</b>	<b>24</b>	<b>22</b>	<b>8</b>	<b>194</b>	<b>211</b>	<b>-17</b>



### Membership Composition June 2022 Cumulative



### Gender Composition June 2022 Cumulative

